

# Brick Multiplication 4x



Teachers/Parents: Print this off and get students to do the worksheet. OR get out the real bricks and do the activity with them. **Students are adding the dots/studs on the brick**

$4 \times 1 = \underline{\quad}$




$4 \times 2 = \underline{\quad}$




$4 \times 3 = \underline{\quad}$




$4 \times 4 = \underline{\quad}$




$4 \times 5 = \underline{\quad}$



$4 \times 6 = \underline{\quad}$




$4 \times 7 = \underline{\quad}$




$4 \times 8 = \underline{\quad}$



$4 \times 9 = \underline{\quad}$



$4 \times 10 = \underline{\quad}$



$1 \times 4 = \underline{\quad}$

$2 \times 4 = \underline{\quad}$

$3 \times 4 = \underline{\quad}$

$4 \times 4 = \underline{\quad}$

$5 \times 4 = \underline{\quad}$

$6 \times 4 = \underline{\quad}$

$7 \times 4 = \underline{\quad}$

$8 \times 4 = \underline{\quad}$

$9 \times 4 = \underline{\quad}$

$10 \times 4 = \underline{\quad}$