



Introduction: Equal to

Teachers/Parents: Print this off and get students to do the worksheet. OR get out the real bricks and do the activity with them.



'Imagine you are a hungry brick-eating creature. You always eat the BIGGEST brick! Sometimes the options might be the same. When this happens your hungry mouth get confused and has to open up to eat both the bricks!'

 $=$  $1 \text{ is equal to } 1 \text{ or } 1 = 1$

To practice equal to, draw a line to match the bricks that are the same - or have the same number of studs (round dots) on top of them. Or if it is a pile of bricks, match it to the pile that looks the same. Count the number of bricks on the pile!



__ is equal to __ or __ = __



__ is equal to __ or __ = __



__ is equal to __ or __ = __





__ is equal to __ or __ = __



__ is equal to __ or __ = __



__ is equal to __ or __ = __



__ is equal to __ or __ = __



__ is equal to __ or __ = __



__ is equal to __ or __ = __